

WINDOW + DOOR  
REPLACEMENT  
SOLUTIONS

IDEAS







Ultimate Casement and Picture windows

# IMAGINE THE POSSIBILITIES

Whether big or small, a replacement project can be an opportunity to bring new life to your home.

Use this book to explore the creative ways replacing your windows and doors can transform a room and inspire new design ideas.




# SAFETY WITH STYLE



Ultimate Double Hung G2 windows





## MARVIN WINDOWS WITH LOCK STATUS SENSOR BRING PEACE OF MIND AND DESIGN TO A SUBURBAN HOME.

### PROBLEM

When the owners of this suburban home in Austin, Texas, decided to renovate, they made their home's security a priority. However, they worried that window security technology would compromise design and performance, since most security sensors are visible on the sash or frame.

### SOLUTION

They decided to incorporate **Marvin's Lock Status Sensor** into their new windows. Since components are hidden within the window frame, there is no impact to the design—allowing the owners to achieve the style they wanted. The installers also appreciated that the windows come equipped with the necessary wiring for easy installation. The sensor integrates seamlessly with new or existing security systems through wired or wireless connections and allows for upgrades as technology evolves.





### DESIGN TIP

Choose a unique paint color to complement or match your walls or trim.





Ultimate Inswing French door with Marvin Gallery Hardware




# PRESERVE TRADITION



Ultimate Double Hung G2 Round Top windows





## MARVIN ULTIMATE DOUBLE HUNG ROUND TOP G2 WINDOWS RECLAIM THE TRADITIONAL WINDOW DESIGN OF THIS CHICAGO LOCATION

### PROBLEM

At this Chicago building, three round top windows were blemishes on an otherwise beautiful space. The windows, which look out to a second-floor patio, were old and weathered with chipped paint. The owners wanted not only to restore the windows to their original glory—they needed the material to hold up against the city's brutal weather conditions.

### SOLUTION

Replacing the windows with three **Marvin Ultimate Double Hung Round Top G2 windows** was the ideal solution. The Bronze aluminum clad on the exterior of the windows provided the durability and protection the owners desired, while matching the style of the original historic windows and preserving the character of the building.



**BEFORE**



**BEFORE**







### DESIGN TIP

Choosing extruded aluminum exteriors for your windows provides a low-maintenance option that is less susceptible to weathering. Extruded aluminum is an extremely tough cladding that protects wood windows and provides superior durability. It can be formed to match original details and requires no repainting, so you won't have to worry about any chipped paint.





# BEAUTY WITH STRENGTH



Elevate Double Hung windows and Inswing French doors with swinging screens





## MARVIN WINDOWS HELP A LONG ISLAND HOME STAND UP TO EXTREME WEATHER CONDITIONS WITHOUT COMPROMISING ITS DESIGN

### PROBLEM

The owners of this Long Island 1940s colonial home worried their windows and doors weren't durable enough to withstand the region's extreme weather conditions. Finding something that could hold up to the strong winds of the northeast coastal climate while enhancing the beauty of the home was a top priority.

### SOLUTION

Made with Ultrex®, a pultruded fiberglass that outperforms and outlasts vinyl and other composites, **Marvin Elevate™ windows and doors** can endure all elements without showing age or wear. The versatility in design options also gave them the style they desired while bringing in more natural light and warmth to interior spaces.





Elevate Double Hung windows





Elevate Inswing French doors with swinging screens

### DESIGN TIP

Choosing a white interior color for your windows helps accentuate the natural light from outside.



Elevate Casement and Picture windows




# ENCOURAGE SUSTAINABILITY



Elevate Casement, Awning, and Ultimate Double Hung G2 windows





## MARVIN WINDOWS MAKE A BOLD STATEMENT WHILE PRESERVING ENERGY IN A COTTAGE HOME

### PROBLEM

The owners of this 1920s 1,000-square-foot cottage knew they'd need to do extensive renovations, including reworking the floor plan and enlarging the house to accommodate their family. At the same time, they wanted to keep the house recognizable as a Jamestown shingled cottage.

Since one of the family members is an architect that designs sustainable-community projects, energy efficiency was paramount. They set a goal of making the house a Net Zero home—a building standard that dictates that a house use only as much energy as it can produce.

### SOLUTION

To ensure the house would use as little energy as possible, the family chose triple-glazed argon-filled windows that provide the energy efficiency they wanted. With their Ebony exteriors, the **Elevate Casement and Awning windows** and **Ultimate Double Hung G2 windows** not only work hard at preserving energy, they also make a beautiful style statement that aligns with Jamestown's distinctive look.

To preserve energy throughout the home, builders lined the existing foundation and slab with a combination of rigid mineral-wood panels and rigid foam panels. Photovoltaic solar panels and a heat-recovery HVAC system supply the needed energy, while layers of insulation, ENERGY STAR® appliances, and LED lighting keep energy use low.

Photo: Anthony Tieuli





Elevate Casement and Ultimate Double Hung G2 windows

Photo: Anthony Tieuli



**BEFORE**

### DESIGN TIP

Make a unique style statement that matches your design needs—both indoors and out. These windows pair Ebony exteriors and black interior sash with white interior trim.








# REFRESHED AESTHETICS



Ultimate Double Hung G2 windows





## ULTIMATE DOUBLE HUNG G2 WINDOWS BRING NEW LIFE TO AN OLD HOME

### PROBLEM

When buying an older home, owners often have to make a few upgrades. This Chicago home needed all windows replaced due to deterioration.

### SOLUTION

Ultimate Double Hung G2 windows with divided lites helped bring the home back to life. The White and Designer Black painted interior finish, and Ebony aluminum clad exterior provided a much needed style upgrade that stayed true to the style of the home while bringing it into a new era.



**BEFORE**



### **DESIGN TIP**

A window replacement project can be an opportunity to reimagine a space. Updating the style of the original windows can bring fresh character to the design of your home.





**DESIGN TIP**

Mixing and matching the finish colors on your window interiors can add layers of style and personalization to your spaces. Black window sash provide a contemporary contrast to jamb extensions painted white to match trim.





# STRATEGIC IMPROVEMENTS







## DOUBLE HUNG WINDOWS STAY TRUE TO THEIR ORIGINAL CHARACTER WITH MARVIN'S ULTIMATE TILT PAC® SASH REPLACEMENT SYSTEM

### PROBLEM

After inheriting her childhood home, the owner of this 1879 Italianate foursquare house in Newton, Massachusetts, was set to move back in with her own family—but not before renovating and expanding its 1,700 square feet. To her, upgrading the home while keeping its original character was key. But the home's rope and pulley double hung windows had water damage and showed signs of termites, presenting a major replacement challenge.

### SOLUTION

To ensure a replacement didn't strip the windows of their original features, the owner chose the **Marvin Ultimate Tilt Pac Double Hung Sash Replacement System**. This system is an easy and cost-effective way to update old, drafty windows and replace damaged sash, allowing for a simple update while keeping many sentimental features of the old home.



### DESIGN TIP

Dark sash paired with contrasting white trim adds visual interest.



Ultimate Tilt Pac Double Hung windows



Ultimate Tilt Pac Double Hung window





Ultimate Tilt Pac Double Hung window



Ultimate Awning window

### DESIGN TIP

Divided lites help bring character to your windows and doors. Whether you use one of our patterns or dream up your own, the design possibilities are endless.






# AN ELEGANT SOLUTION

Ultimate Sliding French door with Marvin Integrated Shades





## THE ULTIMATE SLIDING FRENCH DOOR PROVIDES HOMEOWNERS WITH A SEAMLESS TRANSITION BETWEEN INDOORS AND OUTDOORS

### PROBLEM

For the owners of this Minnesota home, the patio door coverings were a visual distraction that kept them from enjoying the expansive views of their backyard. The three separate protruding roller shades flailed when the door was opened or closed, and the cords flopped around in the breeze. The door itself was noisy, which interrupted activities in the dining area—making it a considerable annoyance to the homeowners. And an unappealing transom window on top gave the door an undesirable look.

### SOLUTION

Replacing the door with an **Ultimate Sliding French door with Marvin integrated shades** created a more attractive and effortless entry. The traditional design of the door brought a renewed elegance to the home. Its improved quality provided smoother operation, allowing for greater ease when flowing from inside to outside of the home. The integrated shades—with their precise fit and no visible cords or pulleys—added beauty and flawless functionality. Additionally, the new door is taller and the awkward transom window has been removed.



**BEFORE**



**BEFORE**



### **DESIGN TIP**

With their precise fit and absence of cords, integrated shades provide seamless control of light flow and are included in Marvin's warranty.





Ultimate Sliding French door with Marvin Integrated Shades



Marvin Integrated Shades in Driftwood





DOWNLOAD ADDITIONAL  
REPLACEMENT MATERIALS AT  
[MARVIN.COM/REPLACEMENT](https://marvin.com/replacement)



At Marvin, our focus is on creating long-lasting, energy-efficient windows and doors that are just right for your unique home.

We understand and appreciate the investment you are making, and we work hard to ensure that replacing your windows and doors with us is a rewarding experience.

Thank you for considering Marvin for your project. We look forward to working together.

[MARVIN.COM/REPLACEMENT](https://marvin.com/replacement)

©2020 Marvin Lumber and Cedar Co., LLC. All rights reserved.  
®Registered trademark of Marvin Lumber and Cedar Co., LLC.  
ENERGY STAR® and the ENERGY STAR certification mark are registered US marks.

Part #19983034. February 2020.

Colors shown in printed materials are simulations and may not precisely duplicate product or finish colors. Contact your local Marvin dealer to view actual product and finish color samples.

## NEED MORE DESIGN IDEAS?

Check out our Instagram or visit our Pinterest inspiration boards.

Instagram: [@TheMarvinBrand](https://www.instagram.com/TheMarvinBrand)

Pinterest: [pinterest.com/TheMarvinBrand](https://pinterest.com/TheMarvinBrand)